





SLIPWAY INFORMATION SHEET

Vessel Traffic Signals

 FLASHING	SERIOUS EMERGENCY - All vessels/craft to stop or divert according to instruction issued by "Newhaven Port Control" VHF Ch.12
 FIXED	No vessels/craft either pleasure or commercial, shall proceed contrary to this signal
 FIXED	Small vessels/craft may proceed. Two way traffic.
 FIXED	A vessel may proceed ONLY when it has received specific orders from Newhaven Port Control to do so. ALL OTHER VESSELS/CRAFT MUST KEEP CLEAR OF THE NAVIGATIONS CHANNEL.

VHF Radio Channels & Phone Numbers

DISTRESS CALL – CHANNEL 16
COASTGUARD – CHANNEL 67
NEWHAVEN HARBOUR – CHANNEL 12

HARBOURMASTER – (01273) 612868
EMERGENCY – 999 and ask for COASTGUARD

PLEASE NOTE:

SIMPSON MARINE ARE NOT A RECOVERY SERVICE. IN THE EVENT OF BREAKDOWN OR EMERGENCY PLEASE USE THE NUMBERS ABOVE.

Harbour Speed Limits

INNER HARBOUR – 5 KNOTS
OUTER HARBOUR – 8 KNOTS

Mooring Rules

Please be aware that if you moor up on the **slipway** side of the pontoon for any length of time, there is a chance that the tide will go out and your boat will be grounded.

On the marina side of the pontoon, boats should **never** be rafted more than two abreast and fenders should **always** be used. Anyone caught mooring more than two abreast will incur a penalty fine of **£15.00** in line with the Newhaven Marina rules.

WARNING

Failure to comply with any of the above rules could place people and vessels in danger and may therefore result in prosecution and/or termination of your ability to use Newhaven Harbour.